



AAKAR PUBLIC SCHOOL

Summer
holiday
Homework

Student Name: _____

Class: III

Session: 2026-27



Summer Vacation is probably the best time of the year for you all; it's time for loads of fun, though we can't go out but getting pampered to no end and of course bonding with distant cousins can be done virtually.


School is fun too, with learning happening at all times, summer vacation can also be a time for learning with lots of activities around.

Here are a few tasks for you to complete during the vacation. Do remember to complete the given tasks after reading them carefully.

Some Tips to make this holiday special:

- Have a family dinner every day of the holidays.
- Play board games with your parents and siblings and show them who is the smartest.

Spend some quality time with an elderly person in the family



Some useful tips for summer vacation

Some dos and don'ts during summer vacation:

Do's

- ❖ Eat a nutritious diet with plenty of water. Include citrus fruits (orange, lemon, grapefruit) and vegetables which are rich in vitamin C, vitamin D containing foods (cheese, egg yolks) and zinc-containing foods (legumes, lentils, beans, and nuts).
- ❖ Wash your hands frequently, always with soap and water for at least 20 seconds or frequently use alcohol-based hand rub.
- ❖ Wear light cotton clothes.
- ❖ Protect yourself and others.
- ❖ Be a leader in keeping yourself, your school, family and community healthy.
- ❖ Cough and sneeze into a tissue or your elbow and avoid touching your face, eyes, mouth and nose.
- ❖ Share what you learn about preventing disease with your family and friends, especially with younger children.




Don'ts:

- ❖ Do not share cups, eating utensils, food or drinks with others.
- ❖ Do not have close contacts with a sick person.
- ❖ Do not participate in large gatherings.
- ❖ Do not touch your face, nose and eyes without washing hands.
- ❖ Don't dirty your place of living.
- ❖ Don't have junk food.
- ❖ Don't watch too much TV.
- ❖ Don't waste time being lazy.

All homework should be handwritten and neatly done on A4 size sheets, stapled subject wise and put together in a common folder.

*NOTE-The school will remain closed from 01.05.2026 to 30.06.2026 and will reopen on 01.07.2026 . Summer holidays homework has been uploaded on our school **App: Edunext and WhatsApp group** kindly go through it. The marks of holiday homework will be included in your Term-1 exam. Kindly deposit the holiday homework in July 1st week, later it will not be accepted by the class teacher.*



*That time of year's come round again,
So we wish you all the best.
The joy that comes from knowing you
Makes us feel that we have been blessed.
So we'll share with you our feelings
At this special time of year:
May your holidays be a delight,
Filled with happiness and cheer.
HAPPY HOLIDAYS*

SUBJECT: ENGLISH

Q1) Read the passage and answer the questions that follow.

Ten minutes later I undid my seat straps, pushed gently on the sides of my seat, bent my knees and floated slowly backwards out of my seat. I sat on the ceiling of my cabin and smiled down at Mary.

Mary also undid her straps and pushed the seat. But she pushed too hard and shot up to the ceiling. Helen and I had to catch her.

I really love floating in space. We know people on the earth were watching us and we tried to put on a really good show. We probably looked like three people swimming under water.

Then we strapped ourselves into our seats and had our first meal. That's a difficult thing, too. If you don't spear the food properly with a fork, it floats away all over the place. Most of Mary's food floated away. We had to chase it round the cabin. The TV audience loved that.

1. Why were the women floating and not walking?

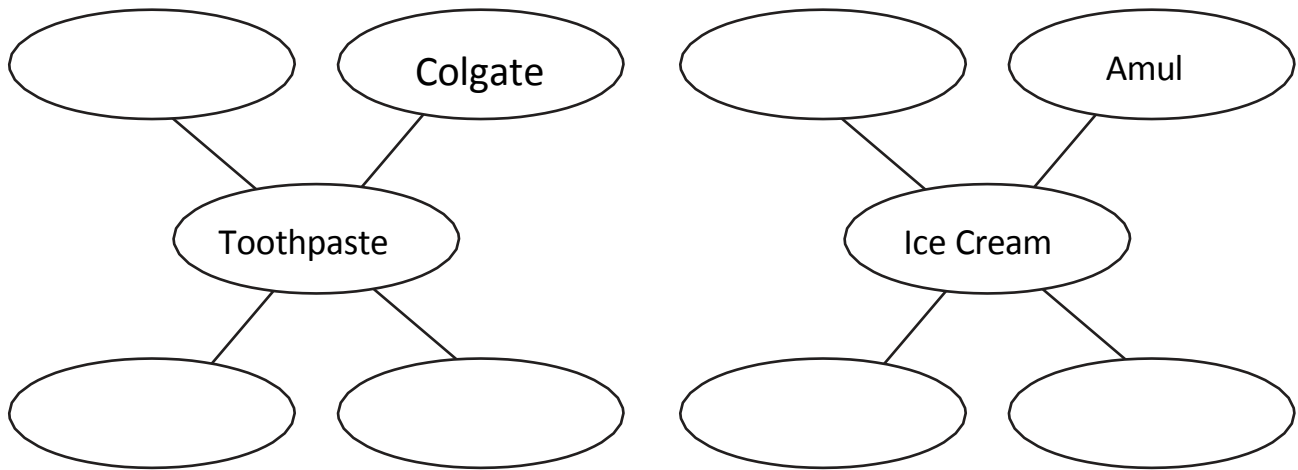
2. Where did the writer sit?

3. Why did the three astronauts put up a really good show?

4. What did they pierce their food with?

5. What did the TV audience love? Why do you think they enjoyed it?

Q2) Write proper nouns (special names) for the following common nouns.



Q3) Rewrite the following sentences changing the gender of the underlined nouns.

1. The bridegroom was a young man.

2. My sister knows your husband.

3. My uncle is a good host.

4. This girl is my niece.

5. The headmaster advised the boys to work hard.

Q4) Circle the odd one out.

- | | | | | | |
|----|---------|---------|--------|---------|---------|
| 1. | sty | den | nurse | nest | hive |
| 2. | steel | wood | iron | brass | book |
| 3. | teacher | library | doctor | patient | lawyer |
| 4. | Yamuna | coffee | Thames | Nile | Narmada |
| 5. | calf | puppy | dog | kitten | cub |




हिंदी

नाम.....

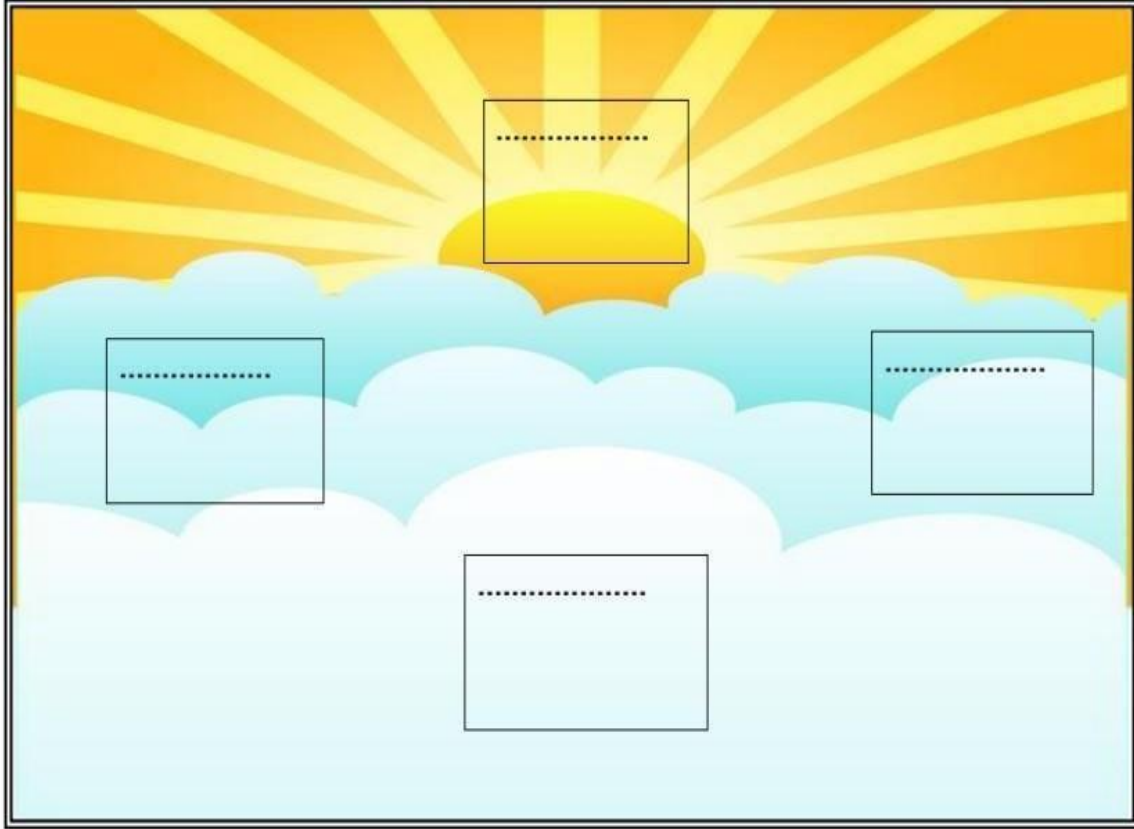
कक्षा - 3

सोचिए समझिए और करिए -

प्रश्न 1- 'र' कई तरह से लिखते हैं। शब्द पढ़ो और सही जगह में लिखो-



प्रश्न 2- दिशाओं के नाम लिखो -



(क) सूर्य से निकलता है और में डूबता है।

(ख) हिमालय भारत के में है।

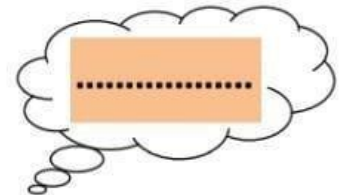
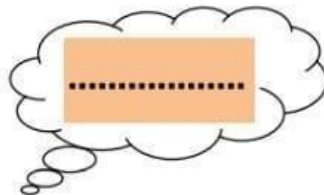
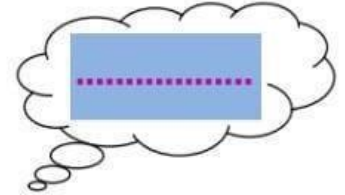
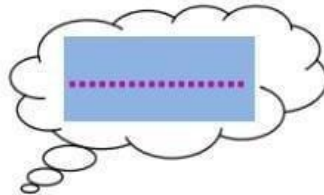

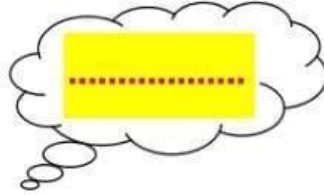

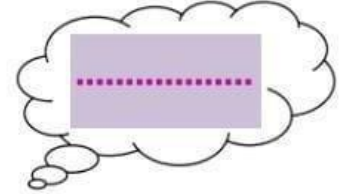
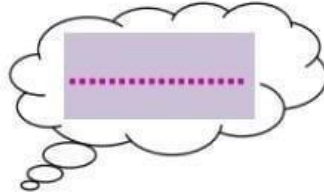
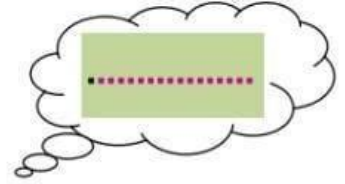
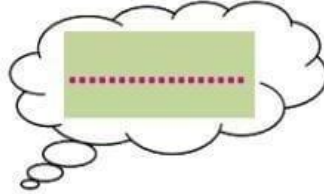
(ग) कन्याकुमारी भारत के में है।

प्रश्न 3- हिन्दी के समाचार-पत्र और पत्रिकाएँ पढ़ो। किन्हीं दो के नाम लिखो।

समाचार-पत्र

पत्रिकाएँ

प्रश्न 4- चित्र पहचानकर उनके दो-दो पर्यायवाची लिखिए -



प्रश्न 5— चित्र देख कर कहानी पूरी करो —



एक दिन एक   के किनारे टहल रहा

था । उसने एक  को  में तैरते

देखा । उसने सोचा कि मैं भी तैरूँगा । उसे  के नीचे एक



..... दिखाई दी ।




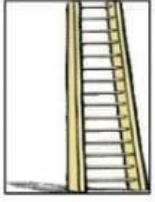














को उठा लाया । उसने  को उलटा करके  में

डाला और उछल कर उसमें बैठ गया ।  और 

..... दोनों साथ-साथ तैरने लगे ।

प्रश्न 6 – चित्र देख कर निम्न वर्ग पहेली में उनके नाम ढूँढो और
खानों में भी रंग भरो—

								
	सि	पा	ही	ज	प	पी	ता	
	क	ग	रा	नी	ब	ला	उ	
	सी	ढी	ज	ढ	घ	ड	जी	
	टी	ठ	म	ग	र	म	भ	
	छ	द	क	भ	ती	र	म	
	ल	क	ड़ी	ज	प	न	घ	
	क्ष	ली	फ	रे	ल	गा	ड़ी	

प्रश्न 7- निम्नलिखित अंग्रेजी अंकों को हिंदी अंकों व शब्दों में लिखिए-

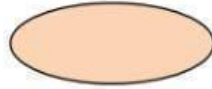
गिनती

अंग्रेजी अंक

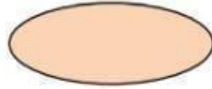
हिंदी अंक

शब्दों में

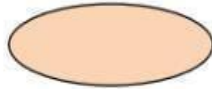
49



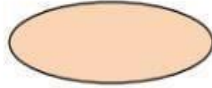
39




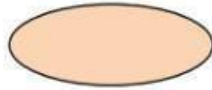
53




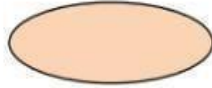
46




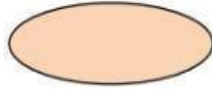
45



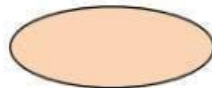
29



36




35



दिए गए संकेतों को पढ़कर कहानी लिखिए और कहानी को नाम दीजिए-

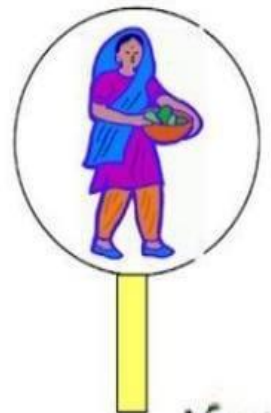
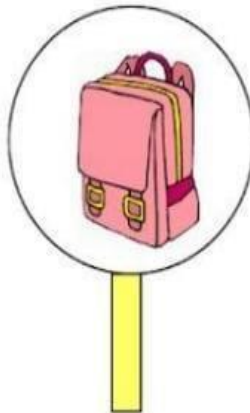
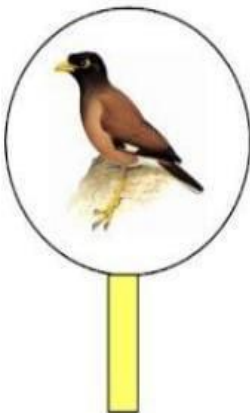
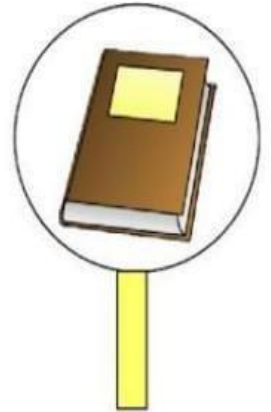
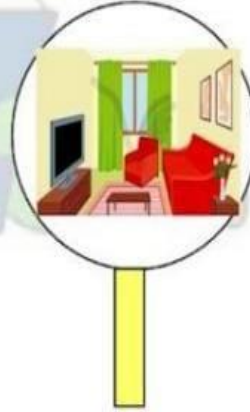


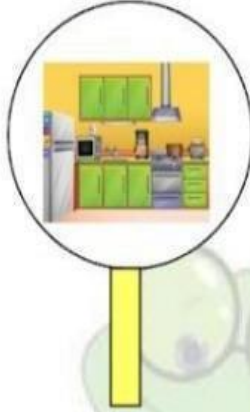
- एक भूखी लोमड़ी का बगीचे में जाना
- अंगूर की बेल को देखना
- पके हुए पीले-पीले अंगूर
- अंगूर ऊँचाई पर होना
- अंगूर तोड़ने के लिए लोमड़ी का बार-बार उछलना
- अंगूर तक न पहुँचना
- निराश होकर चल देना
- एक गीदड़ का सब देखना
- लोमड़ी से पूछना
- लोमड़ी का कहना
- अंगूर खट्टे हैं।



संज्ञा

वर्ग के अनुसार चित्रों को छाँट कर अलग करो -

● व्यक्ति, ● जानवर, ● स्थान, ● वस्तु



संज्ञा

वर्ग के अनुसार चित्रों में रंग भरो -

व्यक्ति - ● जानवर - ● स्थान - ● वस्तु - ●



दिन , महीने और साल



(क) रविवार का दूसरा नाम है।

(ख) गणतंत्र दिवस को मनाया जाता है।

(ग) साल के पाँचवे महीने का नाम है।

(घ) 'श' से शुरू होने वाले दिन और हैं।

(ङ) किसमस को मनाया जाता है।

(च) मेरा जन्मदिवस के महीने में आता है।



बताओ तो जानें -

(क) सप्ताह के आखिरी दिन का नाम -

(ख) कौन से महीने में 28 दिन होते हैं ?

(ग) साल के पहले महीने का नाम -

(घ) गाँधी जयंती किस महीने में मनाई जाती है ? -

(ङ) साल के आखिरी महीने का नाम -

(च) 'इतवार' का दूसरा नाम -

Apart from the holiday homework students are advised to practice:
Hindi - Sulekhmala -two pages every day.

SUBJECT: MATHEMATICS

WORKSHEET- 1

1. Circle the largest number-

- a) 526 517 562 518
b) 679 697 687 678
c) 3298 3169 3578 3346
d) 8123 8569 8268 8939

2. Write the place value and face value of each digit in the following numbers -

- a) 5467
b) 2583
c) 3729
d) 5094

3. Put the correct sign $>$, $<$ or $=$.

- a. 3,678 5,869
b. 1,359 1,245
c. 6,891 9,895
d. 2,013 3,102

4. Write each of the following in the expanded form.

- a) 7651 = _____
b) 8093 = _____
c) 8666 = _____

5. What comes before and after to the given numbers?

S.NO	BEFORE	NUMBERS	AFTER
a		789	
b		5299	
c		599	

6. Complete the series:

a)

2001	2002			2005
2006		2008		
2011			2014	

b)

8601		8603		8605
	8607		8609	
8611			8614	
	8617			8620

7. Write the short form of the following----

a) $900 + 30 + 2 = \underline{\hspace{2cm}}$

b) $700 + 2 = \underline{\hspace{2cm}}$

c) $100 + 20 + 3 = \underline{\hspace{2cm}}$

8. Circle the smallest number.

a) 412, 455, 318, 680

b) 213, 549, 414, 893

c) 766, 805, 795, 545

9. Write the numeral for each of the following ----

a) Seven thousand eight hundred and ninety-two _____

b) Five thousand six hundred and twenty-one _____

c) Nine thousand nine hundred and ninety-nine _____

d) Six thousand and six hundred _____

TOPIC: NUMBERS

WORKSHEET: 2

1. Circle the odd numbers and underline the even numbers.

a) 4,261 4,172 4,677 4,184

b) 279 397 487 578

c) 6,298 6,169 7,578 8,346

d) 9,123 9,569 9,268 9,939

2. Write the predecessors of the following ----

a) 2,140

b) 4,362

c) 4,159

d) 7,789

3. Put the correct sign $>$, $<$ or $=$

a) 3,678 5,869

b) 1,359 1,245

c) 6,891 9,895

d) 2,013 3,102

4. Arrange each of the following in ascending order.

a) 1,112, 336, 9,001, 8,213 _____

b) 5,539, 5,583, 5,577, 5,561 _____

c) 6,666, 6,869, 6,787, 6,582 _____

5. Write the Roman numerals for each of the following----

SNO	NUMBERS	ROMAN NUMERALS
a	27	
b	35	
c	19	

6. Write the predecessor and successor of the following

a) 48

b) 273

c) 787

7. Form the greatest and smallest 4-digit numbers with given digits.

4

6

5

2

8. Arrange each of the following in descending order.

a) 3,638, 5,120, 845, 4,133 _____

b) 2,002, 2,023, 2,046, 2,071 _____

c) 745, 3,445, 434, 4,523 _____

d) 7,118, 6,232, 5,261, 6,318 _____

9. Form four different numbers with given digits

a)

5

2

6

0

b)

8

9

0

4

c)

5

1

7

3

➤ **TASK- 1**

- ❖ Revise chapter 1 and 2.
- ❖ Solve the worksheets given.
- ❖ Learn tables 2 to 20.

➤ **ACTIVITY 1- ODD AND EVEN POT**

STEPS: -

- Create two pots for Odd and Even numbers on a colored sheet.
- Go around in your house taking number suggestions from your family members and friends. (1-200)
- Write those numbers on different colored flowers and stick them on a thin hard surface for stability.
- Segregate those numbers into Odd and Even and stick the flowers inside the correct pot.
- **Video link for reference :**
- <https://www.youtube.com/watch?v=5aMiAFKL9ts>



➤ **ACTIVITY 2- FLASH CARD**

By using flashcards form a 4-digit number and write its number name, place value, successor and predecessor. Click on the reference link-

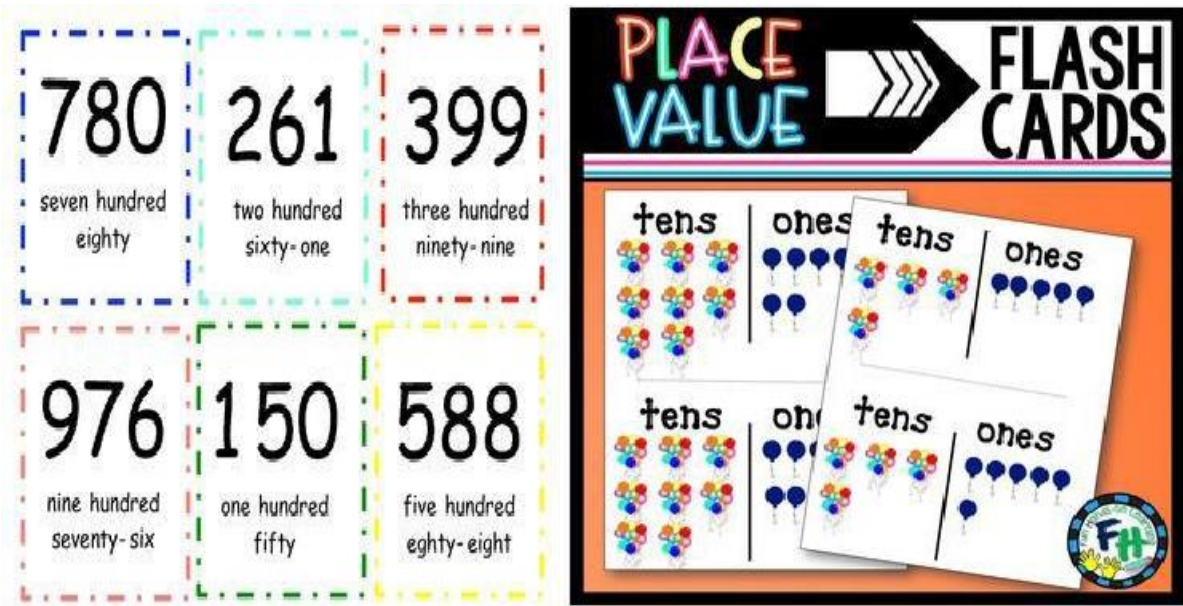
<https://youtu.be/SWgpB3N30g0>



Steps:-

- Choose any 4- digit number of your choice.
- Write down its number name, place value, successor and predecessor.
- Use flashcards to show the number chosen.
- Show the predecessor and successor using flash cards.

PICTURES FOR REFERENCE



Apart from the holiday homework students are advised to:

- Learn " Tables" from (2 to 20) and revise daily.

CLASS-III
SUBJECT: EVS

WORKSHEET-1

❖ Write any four ill effects of eating junk food.

1. _____
2. _____
3. _____
4. _____

❖ State whether the following statements are true or false-

- a. Garbage attracts disease causing germs. _____
- b. A clean house is not very important for our health. _____
- c. Pesticides are harmful chemicals. _____
- d. Big cities have multi-storeyed buildings and houses. _____
- e. Microwave cooking is an oldest method of cooking. _____

❖ Choose the correct option-

a. _____ are mostly found in villages.

➤ Kutcha

➤ Pucca

b. We must keep our house neat and _____

➤ dirty

➤ clean

c. To stay healthy, We must drink plenty of _____.

➤ water

➤ cola

❖ Which kind of garbage can be disposed off in the following containers-

a. Biodegradable waste (Green)

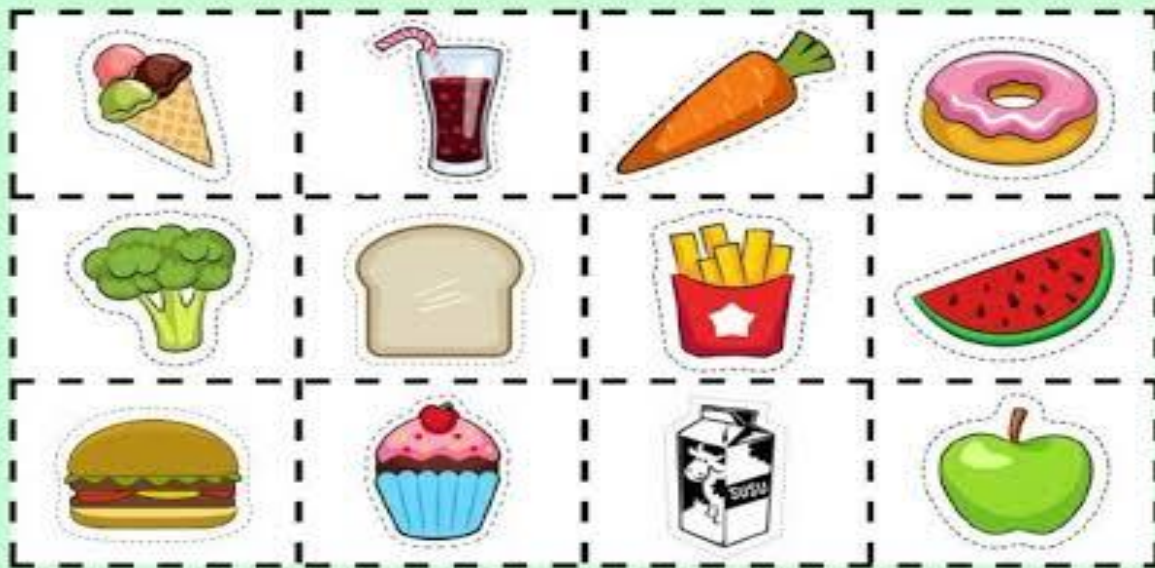
b. Non-biodegradable waste (blue)

c. Hazardous waste (Red)

❖ Make a list of healthy and unhealthy items that you consume without any skip.

HEALTHY AND UNHEALTHY FOOD

Group the food into 'Healthy' or 'Unhealthy' food.



Healthy Food

Unhealthy Food

Healthy Food		Unhealthy Food	


HOW IS FOOD CLASSIFIED?

1. Classify the food in the table according to where it comes from. Remember you must classify the food starting from the first row from left to right and then continue with the next row.

cereals	fish	eggs	salt	vegetables	meat	water	milk	fruit
---------	------	------	------	------------	------	-------	------	-------

ANIMAL ORIGIN	PLANT ORIGIN	MINERAL ORIGIN

2. Look at the pictures and write animal, plant or mineral.



ACTIVITY-1

HOME SWEET HOME

A home can be made of sticks and mud or great big blocks of snow. A home can be twenty stories tall or in the ground below. A home can be way up on a hill or next to the ocean wide. A home can have a mill above or a chimney on its side. A home can be where you are safe and sound or with family, friends and more .A home can be where you have your heart and all that you adore.

A house is our HOME SWEET HOME. Make a model on different types of houses-Kutchra/pucca house. Choose any one. Take the things easily available at home to give a perfect finish to your model. Here are the hints with the picture and the video link-

https://www.youtube.com/watch?v=3nBnE_th7jI



Apart from the holiday homework students are advised to do the following:

❖ **Make a poster on A4 size coloured paper on the topic:**

"How to Decrease the Temperature of Our Earth"

Include the following in your poster:

- Plant more trees
- Save water
- Use less vehicles
- Avoid plastic
- Save electricity
- Keep surroundings clean

CLASS-III
SUBJECT: COMPUTER
Topic: Computer Hardware & Software

Q1. Fill in the blanks: -

1. A _____ is an electronic machine that takes instructions from us and gives the result after processing.
2. All the physical parts that can be touched and are attached to the computer are called _____.
3. Set of instructions that tell the computer how to do a particular task are called _____.
4. The hardware components that allow you to enter data and instructions into a computer is called an _____ device.
5. The hardware component that shows you the final result is called an _____ device.
6. Input device with many small buttons to enter data into the computer is called a _____.
7. Input device that fits under the palm of your hand is _____.
8. The main storage device that a computer uses to store information is the _____.
9. A printer gives us a _____ copy in the computer.
10. _____ is called the brain of the computer.

Q2. Name two types of Computer :

a. _____ b. _____

Q3. Name any two:

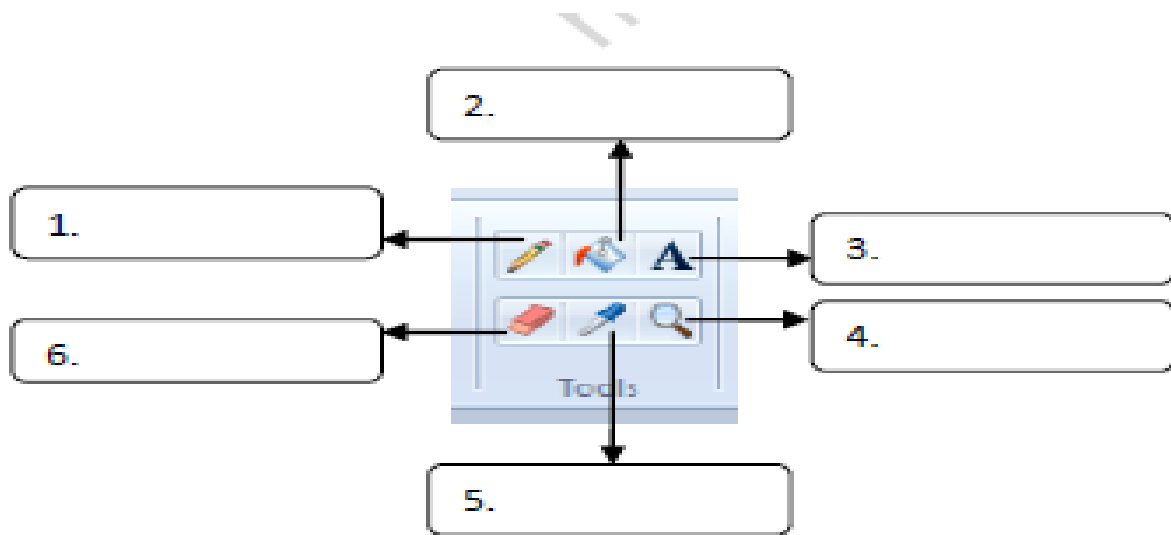
(a) Hardware: _____

(b) Software: _____

Q4. A computer works on the following principle:

INPUT > _____ > OUTPUT

NAME THE GIVEN PICTURE



****COMPUTER ACTIVITY****

Dear Children,

You know that we can use a computer to create beautiful and colorful pictures.

Draw the following figures/scenes using ****Paint, MS Paint, or any drawing/painting software****.

- Use bright colors and try to make your drawings neat and creative.
- Enjoy learning and have fun while drawing on the computer!
- Try any 2 picture



DANCE

Have to prepare dance on this song and record the video and send it to the class teacher.

- Ganesh Vandana - Varktunda Mahakaye
Surya Koti Samarprabha

MUSIC

Have to learn this and prepare video and send it to the class teacher.

1. Gyatri Mantra
2. Krishna bhajan - Achyutam Keshavam

ART & CRAFT

Make origami paper boat & paper flower with the use of colorfull paper.



Important Pointers for Holiday homework

- Holiday Homework needs to be done in neat handwriting.
 - Activities should be presented beautifully with excellent creativity.
 - Holiday Homework is mandatory to be done by all the students within the stipulated time.
 - Holiday Homework will be evaluated in overall result.
-

Holiday Homework Marks Distribution

S.No.	Subject Name	Maximum Marks	Obtained Marks	Teacher's Signature
1	English	5		
2	Hindi	5		
3	Mathematics	5		
4	EVS	5		
5	Computer	5		

Note:

The Holiday Homework of each subject carries ****5 marks****, which will be included in the ****Term-1 Internal Assessment (IA)**** category. Students are advised to complete their work neatly and submit it on time.

